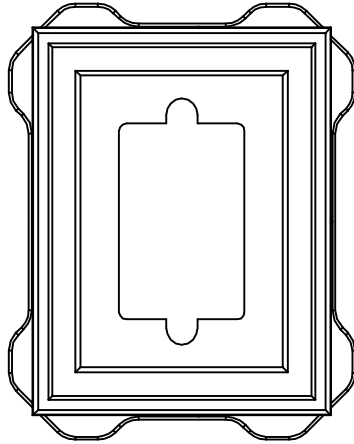






MID-AMERICA SIDING COMPONENTS
29797 BECK ROAD
WIXOM, MI 48393
www.thetapcogroup.com/brands/mid-america




LARGE RECESSED
LOCKING POSITIONS AT
0.75", 1.00", 1.25"



RECESSED SQUARE
DIMENSIONS:
7 3/4" X 7 3/4"
(EXTERIOR SURFACE EDGE-TO-EDGE)



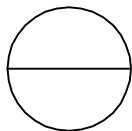
LARGE RECESSED
DIMENSIONS:
8 5/8" X 10 5/8"
(EXTERIOR SURFACE EDGE-TO-EDGE)



RECESSED JUMBO
DIMENSIONS:
14 1/4" X 7 7/16"
(EXTERIOR SURFACE EDGE-TO-EDGE)

NOTES:

1. SEVERAL COLOR OPTIONS ARE AVAILABLE, PLEASE CONTACT MANUFACTURER FOR MORE INFORMATION.
2. INSTALLATION TO BE COMPLETED IN ACCORDANCE WITH MANUFACTURER'S SPECIFICATIONS.
3. DO NOT SCALE DRAWING.
4. THIS DRAWING IS INTENDED FOR USE BY ARCHITECTS, ENGINEERS, CONTRACTORS, CONSULTANTS AND DESIGN PROFESSIONALS FOR PLANNING PURPOSES ONLY. THIS DRAWING MAY NOT BE USED FOR CONSTRUCTION.
5. ALL INFORMATION CONTAINED HEREIN WAS CURRENT AT THE TIME OF DEVELOPMENT BUT MUST BE REVIEWED AND APPROVED BY THE PRODUCT MANUFACTURER TO BE CONSIDERED ACCURATE.
6. CONTRACTOR'S NOTE: FOR PRODUCT AND COMPANY INFORMATION VISIT www.CADdetails.com/info AND ENTER REFERENCE NUMBER 1829-121.



STANDARD MOUNT BLOCKS

RECESSED MOUNTS