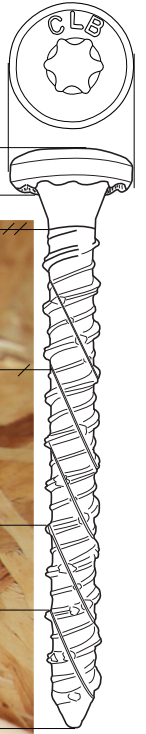


CALIBURN™ CONCRETE SCREWS

Speedy lag bolt alternative with immense drawing power



RECESSED
STAR DRIVE

Zero Stripping, with 6 points of contact

AGGRESSIVE
THREADS

Lock into concrete

W-CUT™

Low torque, smoother drive

ZIP-TIP™

No pre-drilling,
faster penetration



ÜberGrade™

**Code Approved for
Structural Applications**

**Case Hardened Steel
High Tensile, Torque and
Shear Strength**

**Climatek™ Coating is AC257 Code
Approved for use in Treated Lumber**

**Equivalent Strength, yet twice the
Installation Speed of Traditional Lag
Screws or Lag Bolts**



DRIVE WITH SPEED, QUALITY & CONFIDENCE

WWW.GRKFASTENERS.COM

800.263.0463




CALIBURN™ Technical Data

Building Code Approved with
a Limited Lifetime Warranty.

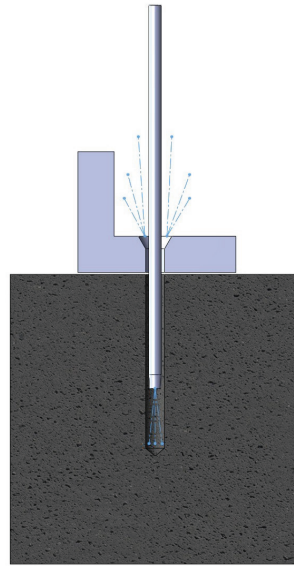
Scan to view to view for detailed
IBC/IRC Code Compliant ESR #3251



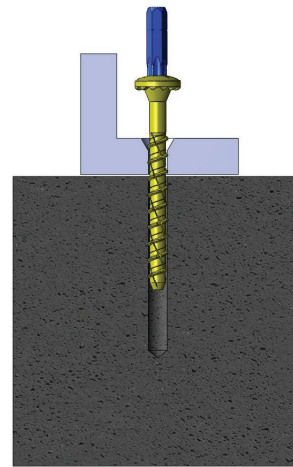
Caliburn™ Concrete screws are professionally engineered fasteners with a patented thread design for ease of driving the screw in concrete and similar applications. Available in three different head styles for multiple applications. Caliburn™, Caliburn™ PH and Caliburn™ XL are CLimatek™ coated for high corrosion resistance. Caliburn's uncompromised draw and pull-out strength make it possible to be used in jobs which previously required an anchor. The screws aggressive thread design afford it the ability to be removed and reinserted into the same pilot hole numerous times-- without the concern of the fastener breaking or the threads wearing. Available in lengths from 1-3/4" to 5" with a diameter of 1/4" or 19/64".



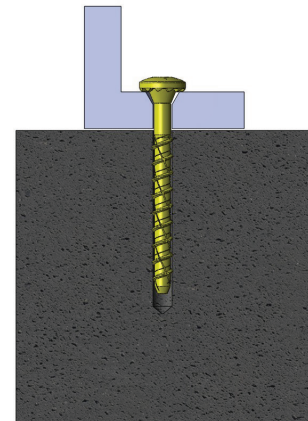
Drilling:
Using the proper drill bit size, drill a hole into the base material to the required depth



Cleaning:
Remove dust and debris from the hole using a vacuum, compressed air or hand pump.



Driving:
Select proper driver bit and install anchors through the attachment into the hole to the specified embedment depth.



Finish:
The anchor must be snug after installation. (note: anchors may not be loosened or removed and reused after installation.)

TECHNICAL DATA

| SCREW SIZE | EMBED. DEPTH (in.) | 2000 psi CONCRETE | | BIT SIZE | DRILL SIZE |
|----------------|--------------------|---------------------|-----------|----------|------------|
| | | Tension/Pullout lbs | Shear lbs | | |
| 1/4 x 1-3/4" | 1-1/2" | 1655 | 1505 | T30 | 3/16 |
| 1/4 x 2-1/4" | 2" | 2120 | 2055 | T30 | 3/16 |
| 19/64 x 2-3/4" | 2-1/2" | 2209 | 3135 | T40 | 1/4 |
| 19/64 x 3-1/2" | 3-1/4" | 2523 | 3200 | T40 | 1/4 |
| 19/64 x 5" | 4-3/4" | 5724 | 3300 | T40 | 1/4 |

NOTE: All values are based on close tolerance holes drill a minimum of 1/4" deeper than embedment depth.

All listed values shown are average pull out and shear values for GRK's CALIBURN™, Caliburn™ PH, and Caliburn™ XL screws. Values will vary depending on a number of factors, including the quality of the concrete and size of the drill hole.

These figures are only offered as a guide. They are not guaranteed by GRK and not reduced by any safety factor.

For safety factor requirements in your area, contact your local building official, architect or engineer. Testing was performed according to ASTM standard E-488-96. The Caliburn™ XL has also an ICC Report ESR-3251. For most current information and technical specifications (shear & tension) visit our website: www.grkfasteners.com.



DRIVE WITH SPEED, QUALITY & CONFIDENCE

WWW.GRKFASTENERS.COM

800.263.0463