

GRAYNE[®]

ENGINEERED COMPOSITE SHINGLE

Revised 04-2019



7.5" Red Cedar Shingle
Aged Grey (451)



CEDAR SHINGLE
5" and 7.5"



RED CEDAR
7.5" Shingle

Grayne provides the ultimate replacement for Natural Cedar

Western Red Cedar is native to the Pacific Northwest.

- Often seen in dark, red-tone colors.
- Grayne Red Cedar offers a 7.5" exposure.





Cape Grey (401)



WHITE CEDAR
5" Shingle

Grayne's Engineered Composite Shingle offers the charm of natural cedar. The shingle's graining patterns create natural depth and shadows for a striking on-house appearance. Grayne's sharp, crisp edges and dual offset installation provide the most authentic look possible, from up close and from the curb.



Eastern White Cedar is native to Northeastern U.S. and Canada.

- Often seen in grey-tones and coastal colors.
- Grayne White Cedar offers a 5" exposure.



Treated Cedar (453)



Vintage Brown (454)



Harvest Shade (456)





Aged Grey (451)



Tuscan Gold (452)



Heritage Grey (455)

RED CEDAR
7.5" Shingle

7.5" Red Cedar Color Palette

What makes natural cedar shingles so striking is the color variance found in the woodgrain. That's why Grayne 7.5" Red Cedar offers six warm and welcoming cedar colors that have light and dark points like cedar found in nature. Ranging from stained looks to aged cedar, it's easy to find the perfect match for any project.

Don't see a color you are looking for? Customize with your favorite color by using Grayne's paintable shingle.



Actual colors may vary from printed representation.



Cape Grey (401)



Lakeside Blue (403)



Aspen Brown (405)





Autumn Shade (402)



Ridge Moss (404)



Homestead Red (406)

WHITE CEDAR
5" Shingle

5" White Cedar Color Palette

Grayne's 5" White Cedar color palette incorporates the subtle color gradations and variations in the grain of plain-sawn shingles, giving the striking appearance of true cedar from every angle. Instantly get the look of aged cedar without any of the maintenance that accompanies real wood.

Have a custom color in mind? Grayne is also available in a paintable shingle to make your vision come to life.

Actual colors may vary from printed representation.



5" White Cedar Shingle
Paintable (997)*



PAINT READY
for your project

Create your own Custom Color

Don't see a color you are looking for? Customize with your favorite color by using Grayne's paintable shingle.

Grayne Paintable shingle allows for superior paint adhesion with its innovative proprietary surface treatment. Made from a rigid PVC composite which is impervious to moisture, it is a great choice for any homeowner's custom color choice.

For more information please visit Grayne.com.

** Note: Sherwin Williams Color (6435), no color variations when painted.*



5" White Cedar Shingle
Aspen Brown (405)



PERFORMANCE

Authentic Keyways

Natural cedar is beautiful. With Grayne Engineered Composite Shingle, you get the same beauty with none of the maintenance. Climate conditions can affect natural cedar to show signs of cupping and curling due to inadequate joint/keyway spacing and expansion/contraction. With Grayne shingle there is none of that because Grayne was designed to keep its shape over time. Grayne's deep keyways create pronounced shadows that ensure a lasting true cedar look on your home that is easy to clean and maintain. It will look as spectacular as the day it was installed.

5" White Cedar Shingle
Homestead Red (406)

Finish the look with the right Accessories


Grayne PVC TRIM

Moisture-resistant cellular PVC provides maximum water management when installed correctly. An integrated nailing flange forms a 3/4" J-channel for faster, easier installation of Grayne Engineered Composite Shingles. You can choose to stick with their brilliant white paint color or paint them to match any surrounding elements.



OUTSIDE CORNER WITH NAILING FLANGE

Available in nominal 4" & 6" widths



FLAT CASING WITH NAILING FLANGE

For doors and windows.
Available in nominal 4" & 6" widths



Providing aesthetic advantages, and a look that will last a lifetime, Grayne offers a line of attention grabbing accessories designed to match Grayne Engineered Composite Shingles.

Grayne
**J-CHANNEL &
UNDERSILL**

Grayne J-channel is commonly used for inside corners and in gable applications. Grayne undersill is typically used to terminate at soffit and under window sills. Both are available in solid colors developed to match Grayne Engineered Composite Shingles.



J-CHANNEL

For inside corners and gables.
Available in 10.5' length.



UNDERSILL

For termination at soffit and under window sills.
Available in 10.5' length.

7.5" Red Cedar Shingle
Aged Grey (451)

J-Channel & Undersill Accessory Color-Match

J-Channel & Undersill: 401 | Mid-America: 258
Matches 5" Cape Grey (401)

J-Channel & Undersill: 402 | Mid-America: 095
Matches 5" Autumn Shade (402)

J-Channel & Undersill: 403 | Mid-America: 329
Matches 5" Lakeside Blue (403)

J-Channel & Undersill: 404 | Mid-America: 280
Matches 5" Ridge Moss (404)

J-Channel & Undersill: 405 | Mid-America: 385
Matches 5" Aspen Brown (405)

J-Channel & Undersill: 406 | Mid-America: 411
Matches 5" Homestead Red (406)



Mid-America® mount blocks and utility vents are available in solid colors developed to match Grayne Engineered Composite Shingles and produce a clean, consistent finished look for all side wall penetrations, including exterior lighting and utility accessories.

Grayne J-channel and undersill are available in solid colors developed to match Grayne Engineered Composite Shingles.

J-Channel & Undersill: 451 | Mid-America: 451
Matches 7.5" Aged Grey (451)

J-Channel & Undersill: 452 | Mid-America: 452
Matches 7.5" Tuscan Gold (452)

J-Channel & Undersill: 453 | Mid-America: 453
Matches 7.5" Treated Cedar (453)

J-Channel & Undersill: 454 | Mid-America: 454
Matches 7.5" Vintage Brown (454)

J-Channel & Undersill: 455 | Mid-America: 455
Matches 7.5" Heritage Grey (455)

J-Channel & Undersill: 456 | Mid-America: 456
Matches 7.5" Harvest Shade (456)

Actual colors may vary from printed representation.



5" White Cedar Shingle
Lakeside Blue (403)

GRAYNE®

ENGINEERED COMPOSITE SHINGLE

Grayne.com

For additional assistance, contact customer service at 800-521-8486



BORAL
BUILDING PRODUCTS

Atlantic® Premium Shutters | Builders Edge® | Foundry® Specialty Siding | Grayne® Engineered Composite Shingle
Kleer® | Mid-America Siding Components® | SturdiMount® | Tapco Tools® | TruExterior® Siding & Trim
Vantage® Shutters | Versetta Stone® | Wellcraft Egress Systems®