

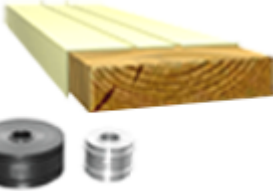

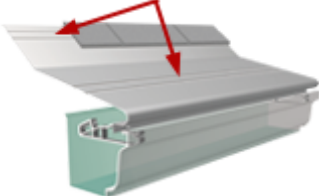



## Available Dies

		
<p>Rib can go in or outward</p>	<p>"True" brick mold profile</p>	<p>Optional Bead form dies add beauty &amp; functionality</p>
		
<p>Optional Crown Mold dies add crown profile to fascia/soffit</p>	<p>Beads formed in Gutter Hood help prevent blow-in rain</p>	<p>Drip Edge w/Bead Form Dies</p>