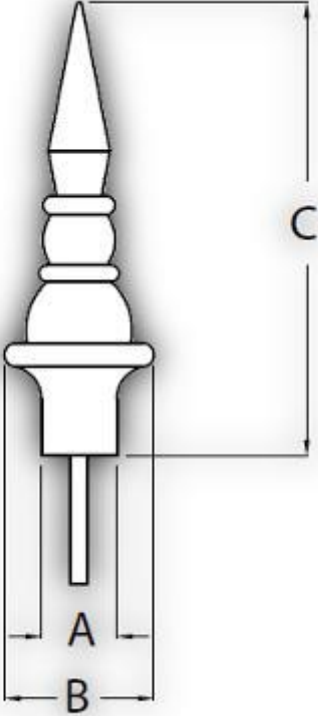
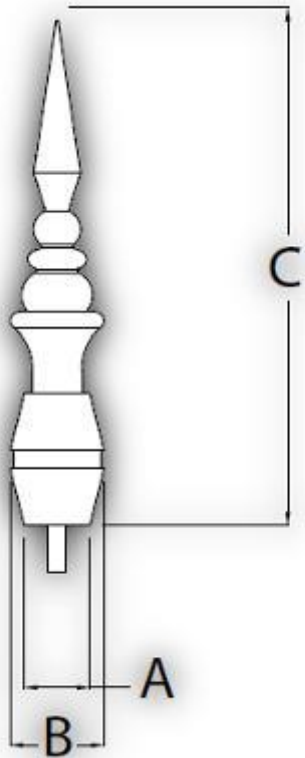


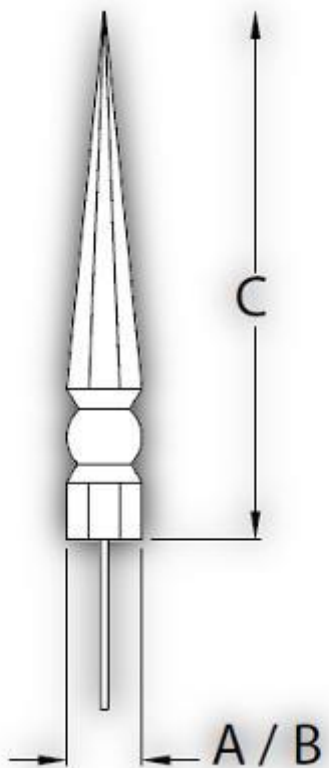
Specifications

SKU	Base Diameter(A)	Diameter(B)	Height(C)	Anchoring Pipe	Profile
S4X21	3 1/2"	7"	21 1/4"	3/4" x 6"	

Specifications

S6X32	4 3/16"	6"	32 1/4"	1 1/8" x 3"	 <p>A technical drawing of a decorative finial. The finial has a pointed top with a series of rounded, tiered sections. Below these is a wider, fluted section. At the bottom, there is a small rectangular protrusion. Dimension lines are shown: 'A' is a horizontal line indicating the width of the base section; 'B' is a horizontal line indicating the width of the base section, extending slightly further than 'A'; and 'C' is a vertical line indicating the total height of the finial from the top point to the top of the base section.</p>
-------	---------	----	---------	-------------	--

Specifications

S8X56	8"	8"	56"	1 1/8" x 18"	 <p>A technical drawing of a spearhead. The drawing shows a long, slender shaft with a pointed tip. The shaft has a decorative section near the tip consisting of a small cylindrical base, a larger bulbous section, and a smaller cylindrical section. Dimension lines are used to indicate measurements: 'C' is a vertical double-headed arrow indicating the length of the decorative section; 'A/B' is a horizontal double-headed arrow indicating the diameter of the shaft at the base of the decorative section.</p>
-------	----	----	-----	--------------	---